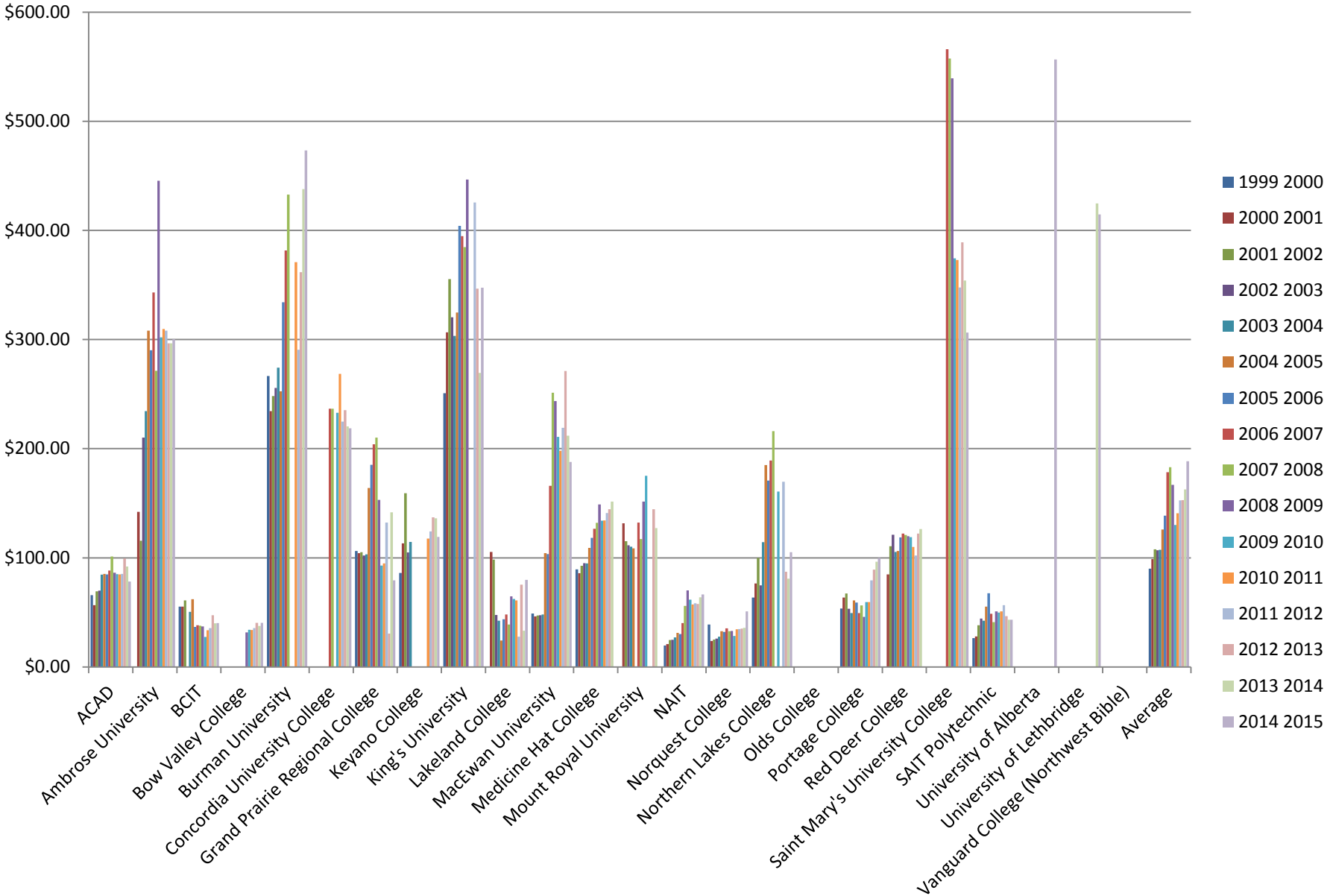


F.1 Collection Budget Per FLE																									
Year/Institution	ACAD	Ambrose University	BCIT	Bow Valley College	Burman University	Concordia University College	Grand Prairie Regional College	Keyano College	King's University	Lakeland College	MacEwan University	Medicine Hat College	Mount Royal University	NAIT	Norquest College	Northern Lakes College	Olds College	Portage College	Red Deer College	Saint Mary's University College	SAIT Polytechnic	University of Alberta	University of Lethbridge	Vanguard College (Northwest Bible)	Average
1999 2000	\$65.85	N/A	\$55.37	N/A	\$266.54	N/A	\$106.17	\$86.05	\$250.74	N/A	\$48.87	\$89.36	N/A	\$19.72	\$38.84	\$63.69	N/A	\$53.44	N/A	N/A	\$26.42	N/A	N/A	N/A	\$90.08
2000 2001	\$56.67	\$142.16	\$55.37	N/A	\$234.32	N/A	\$104.23	\$113.22	\$306.62	\$105.29	\$46.24	\$86.00	\$131.64	\$20.90	\$23.71	\$76.55	N/A	\$63.52	\$84.80	N/A	\$28.05	N/A	N/A	N/A	\$98.78
2001 2002	\$69.26	\$115.63	\$61.04	N/A	\$248.17	N/A	\$105.20	\$159.20	\$355.32	\$98.42	\$47.20	\$92.63	\$115.16	\$24.60	\$25.03	\$99.80	N/A	\$67.22	\$110.57	N/A	\$38.21	N/A	N/A	N/A	\$107.80
2002 2003	\$69.99	\$210.22	N/A	N/A	\$255.65	N/A	\$102.07	\$105.02	\$320.49	\$47.68	\$47.31	\$95.16	\$111.50	\$24.84	\$26.04	\$74.70	N/A	\$53.34	\$121.04	N/A	\$44.24	N/A	N/A	N/A	\$106.83
2003 2004	\$84.66	\$234.35	\$50.43	N/A	\$274.19	N/A	\$103.09	\$114.66	\$303.42	\$42.37	\$48.08	\$94.95	\$110.18	\$26.95	\$27.67	\$114.29	N/A	\$49.43	\$105.41	N/A	\$42.36	N/A	N/A	N/A	\$107.44
2004 2005	\$85.29	\$308.24	\$61.98	N/A	\$252.48	N/A	\$163.93	N/A	\$324.80	\$24.31	\$104.17	\$109.12	\$108.69	\$31.16	\$32.68	\$184.94	N/A	\$61.07	\$106.15	N/A	\$55.35	N/A	N/A	N/A	\$125.90
2005 2006	\$84.83	\$290.26	\$36.58	N/A	\$334.20	N/A	\$185.24	N/A	\$404.24	\$43.79	\$103.39	\$118.18	N/A	\$30.02	\$32.08	\$170.79	N/A	\$59.05	\$118.61	N/A	\$67.50	N/A	N/A	N/A	\$138.58
2006 2007	\$88.30	\$343.04	\$38.23	N/A	\$381.70	\$236.58	\$203.94	N/A	\$394.86	\$48.12	\$166.01	\$126.69	\$132.19	\$40.14	\$35.44	\$189.19	N/A	\$49.31	\$122.21	\$566.05	\$48.70	N/A	N/A	N/A	\$178.37
2007 2008	\$101.30	\$271.37	\$37.78	N/A	\$432.86	\$236.67	\$210.06	N/A	\$384.60	\$38.96	\$251.36	\$132.08	\$117.09	\$55.92	\$32.66	\$216.03	N/A	\$56.38	\$120.96	\$557.50	\$41.05	N/A	N/A	N/A	\$183.04
2008 2009	\$86.38	\$445.45	\$37.02	\$31.58	N/A	N/A	\$153.05	N/A	\$446.61	\$64.58	\$243.54	\$148.94	\$151.49	\$70.26	\$32.89	N/A	N/A	\$45.85	\$119.89	\$539.26	\$50.98	N/A	N/A	N/A	\$166.74
2009 2010	\$85.07	\$302.07	\$27.44	\$34.14	N/A	\$233.00	\$93.01	N/A	N/A	\$62.25	\$210.77	\$134.02	\$175.12	\$61.65	\$28.34	\$160.73	N/A	\$59.42	\$118.96	\$374.43	\$49.71	N/A	N/A	N/A	\$130.01
2010 2011	\$84.72	\$309.71	\$33.61	\$33.92	\$370.80	\$268.53	\$94.96	\$117.72	N/A	\$60.91	\$198.04	\$134.28	N/A	\$57.30	\$34.44	N/A	N/A	\$59.42	\$109.86	\$372.87	\$51.00	N/A	N/A	N/A	\$140.71
2011 2012	\$85.35	\$308.23	\$35.49	\$35.65	\$290.61	\$224.88	\$132.19	\$124.10	\$425.57	\$27.67	\$219.21	\$141.02	N/A	\$58.45	\$34.63	\$169.67	N/A	\$79.42	\$102.14	\$347.63	\$56.58	N/A	N/A	N/A	\$152.55
2012 2013	\$99.54	\$296.60	\$47.40	\$40.34	\$361.83	\$235.25	\$30.53	\$137.13	\$346.71	\$75.47	\$271.14	\$144.51	\$144.51	\$57.73	\$35.05	\$87.20	N/A	\$89.09	\$122.31	\$389.16	\$46.54	N/A	N/A	N/A	\$152.90
2013 2014	\$92.07	\$296.59	\$40.07	\$37.67	\$437.80	\$220.52	\$141.60	\$136.20	\$269.33	\$33.21	\$211.91	\$151.44	\$127.32	\$63.70	\$35.85	\$80.86	N/A	\$96.48	\$126.30	\$354.04	\$43.21	N/A	\$424.78	N/A	\$162.65
2014 2015	\$78.16	\$300.23	\$40.21	\$40.38	\$473.21	\$218.64	\$79.26	\$119.11	\$347.58	\$79.74	\$187.90	N/A	N/A	\$66.33	\$50.96	\$105.13	N/A	\$99.97	N/A	\$306.34	\$43.35	\$556.56	\$414.74	N/A	\$188.46

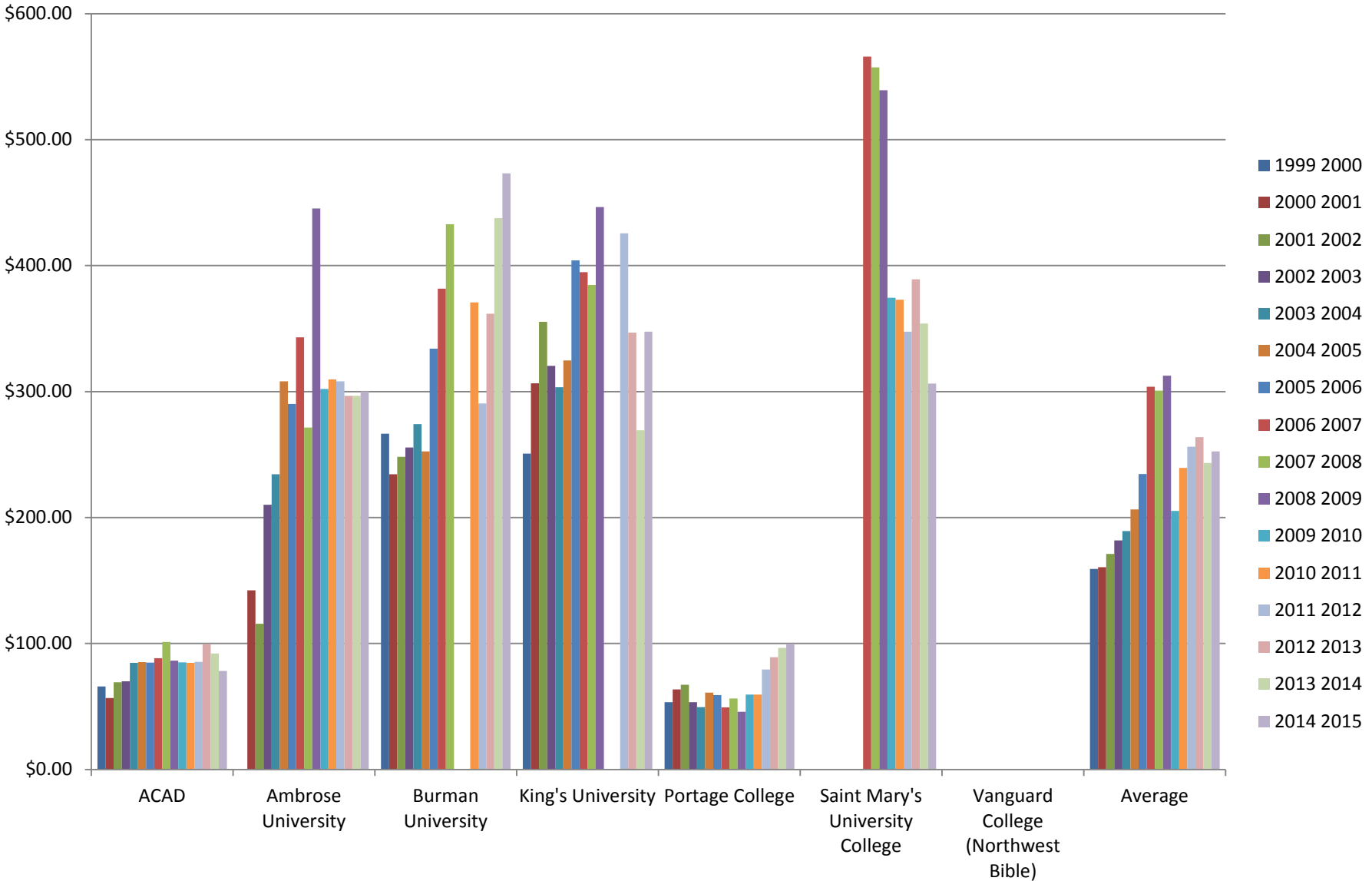
Collection Budget Per FLE



F.1 Collection Budget Per FLE - FLE Below 1001

Year/Institution	ACAD	Ambrose University	Burman University	King's University	Portage College	Saint Mary's University College	Vanguard College (Northwest Bible)	Average
1999 2000	\$65.85	N/A	\$266.54	\$250.74	\$53.44	N/A	N/A	\$159.14
2000 2001	\$56.67	\$142.16	\$234.32	\$306.62	\$63.52	N/A	N/A	\$160.66
2001 2002	\$69.26	\$115.63	\$248.17	\$355.32	\$67.22	N/A	N/A	\$171.12
2002 2003	\$69.99	\$210.22	\$255.65	\$320.49	\$53.34	N/A	N/A	\$181.94
2003 2004	\$84.66	\$234.35	\$274.19	\$303.42	\$49.43	N/A	N/A	\$189.21
2004 2005	\$85.29	\$308.24	\$252.48	\$324.80	\$61.07	N/A	N/A	\$206.38
2005 2006	\$84.83	\$290.26	\$334.20	\$404.24	\$59.05	N/A	N/A	\$234.52
2006 2007	\$88.30	\$343.04	\$381.70	\$394.86	\$49.31	\$566.05	N/A	\$303.88
2007 2008	\$101.30	\$271.37	\$432.86	\$384.60	\$56.38	\$557.50	N/A	\$300.67
2008 2009	\$86.38	\$445.45	N/A	\$446.61	\$45.85	\$539.26	N/A	\$312.71
2009 2010	\$85.07	\$302.07	N/A	N/A	\$59.42	\$374.43	N/A	\$205.25
2010 2011	\$84.72	\$309.71	\$370.80	N/A	\$59.42	\$372.87	N/A	\$239.50
2011 2012	\$85.35	\$308.23	\$290.61	\$425.57	\$79.42	\$347.63	N/A	\$256.13
2012 2013	\$99.54	\$296.60	\$361.83	\$346.71	\$89.09	\$389.16	N/A	\$263.82
2013 2014	\$92.07	\$296.59	\$437.80	\$269.33	\$96.48	\$354.04	N/A	\$243.37
2014 2015	\$78.16	\$300.23	\$473.21	\$347.58	\$99.97	\$306.34	N/A	\$252.43

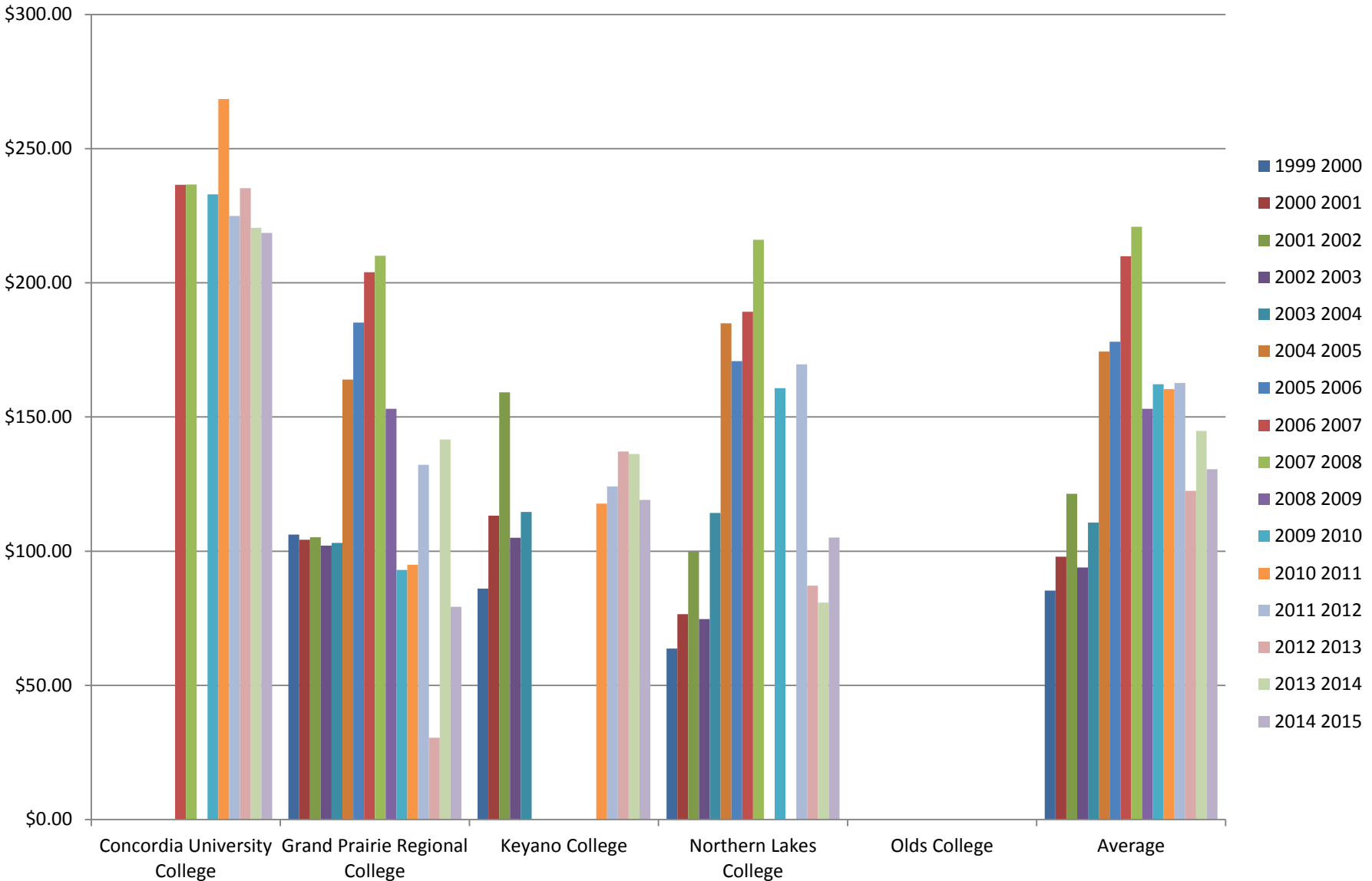
Collection Budget Per FLE (FLE Below 1001)



F.1 Collection Budget Per FLE - FLE 1001 to 2000

Year/Institution	Concordia University College	Grand Prairie Regional College	Keyano College	Northern Lakes College	Olds College	Average
1999 2000	N/A	\$106.17	\$86.05	\$63.69	N/A	\$85.30
2000 2001	N/A	\$104.23	\$113.22	\$76.55	N/A	\$98.00
2001 2002	N/A	\$105.20	\$159.20	\$99.80	N/A	\$121.40
2002 2003	N/A	\$102.07	\$105.02	\$74.70	N/A	\$93.93
2003 2004	N/A	\$103.09	\$114.66	\$114.29	N/A	\$110.68
2004 2005	N/A	\$163.93	N/A	\$184.94	N/A	\$174.43
2005 2006	N/A	\$185.24	N/A	\$170.79	N/A	\$178.01
2006 2007	\$236.58	\$203.94	N/A	\$189.19	N/A	\$209.90
2007 2008	\$236.67	\$210.06	N/A	\$216.03	N/A	\$220.92
2008 2009	N/A	\$153.05	N/A	N/A	N/A	\$153.05
2009 2010	\$233.00	\$93.01	N/A	\$160.73	N/A	\$162.24
2010 2011	\$268.53	\$94.96	\$117.72	N/A	N/A	\$160.40
2011 2012	\$224.88	\$132.19	\$124.10	\$169.67	N/A	\$162.71
2012 2013	\$235.25	\$30.53	\$137.13	\$87.20	N/A	\$122.53
2013 2014	\$220.52	\$141.60	\$136.20	\$80.86	N/A	\$144.80
2014 2015	\$218.64	\$79.26	\$119.11	\$105.13	N/A	\$130.53

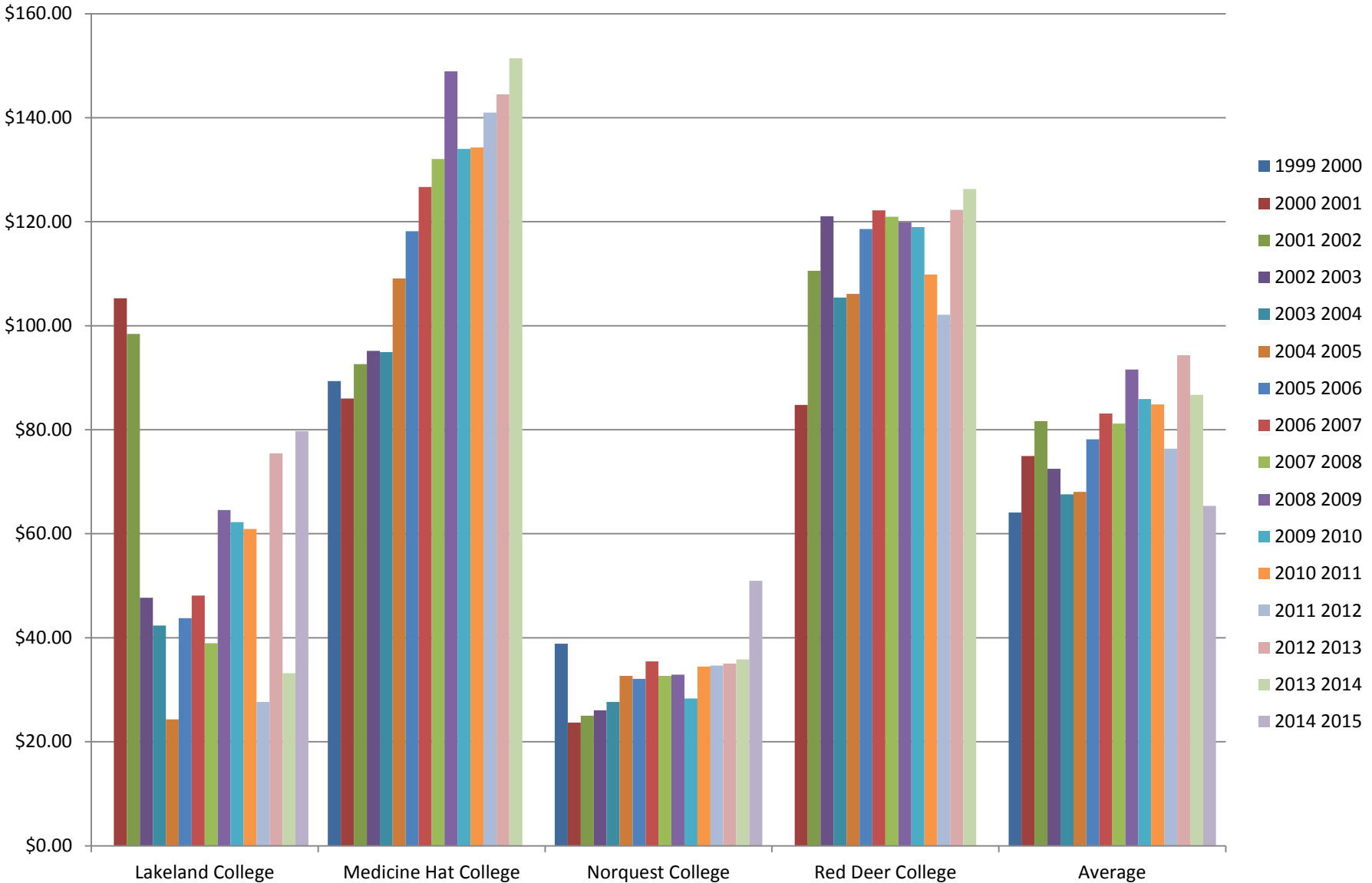
Collection Budget Per FLE (FLE 1001 to 2000)



F.1 Collection Budget Per FLE - FLE 2001 to 5000

Year/Institution	Lakeland College	Medicine Hat College	Norquest College	Red Deer College	Average
1999 2000	N/A	\$89.36	\$38.84	N/A	\$64.10
2000 2001	\$105.29	\$86.00	\$23.71	\$84.80	\$74.95
2001 2002	\$98.42	\$92.63	\$25.03	\$110.57	\$81.66
2002 2003	\$47.68	\$95.16	\$26.04	\$121.04	\$72.48
2003 2004	\$42.37	\$94.95	\$27.67	\$105.41	\$67.60
2004 2005	\$24.31	\$109.12	\$32.68	\$106.15	\$68.06
2005 2006	\$43.79	\$118.18	\$32.08	\$118.61	\$78.17
2006 2007	\$48.12	\$126.69	\$35.44	\$122.21	\$83.12
2007 2008	\$38.96	\$132.08	\$32.66	\$120.96	\$81.17
2008 2009	\$64.58	\$148.94	\$32.89	\$119.89	\$91.57
2009 2010	\$62.25	\$134.02	\$28.34	\$118.96	\$85.89
2010 2011	\$60.91	\$134.28	\$34.44	\$109.86	\$84.87
2011 2012	\$27.67	\$141.02	\$34.63	\$102.14	\$76.36
2012 2013	\$75.47	\$144.51	\$35.05	\$122.31	\$94.34
2013 2014	\$33.21	\$151.44	\$35.85	\$126.30	\$86.70
2014 2015	\$79.74	N/A	\$50.96	N/A	\$65.35

Collection Budget Per FLE (FLE 2001 to 5000)



F.1 Collection Budget Per FLE - FLE Above 5000

Year/Institution	BCIT	Bow Valley College	MacEwan University	Mount Royal University	NAIT	SAIT Polytechnic	University of Alberta	University of Lethbridge	Average
1999 2000	\$55.37	N/A	\$48.87	N/A	\$19.72	\$26.42	N/A	N/A	\$37.60
2000 2001	\$55.37	N/A	\$46.24	\$131.64	\$20.90	\$28.05	N/A	N/A	\$56.44
2001 2002	\$61.04	N/A	\$47.20	\$115.16	\$24.60	\$38.21	N/A	N/A	\$57.24
2002 2003	N/A	N/A	\$47.31	\$111.50	\$24.84	\$44.24	N/A	N/A	\$56.97
2003 2004	\$50.43	N/A	\$48.08	\$110.18	\$26.95	\$42.36	N/A	N/A	\$55.60
2004 2005	\$61.98	N/A	\$104.17	\$108.69	\$31.16	\$55.35	N/A	N/A	\$72.27
2005 2006	\$36.58	N/A	\$103.39	N/A	\$30.02	\$67.50	N/A	N/A	\$59.37
2006 2007	\$38.23	N/A	\$166.01	\$132.19	\$40.14	\$48.70	N/A	N/A	\$85.05
2007 2008	\$37.78	N/A	\$251.36	\$117.09	\$55.92	\$41.05	N/A	N/A	\$100.64
2008 2009	\$37.02	\$31.58	\$243.54	\$151.49	\$70.26	\$50.98	N/A	N/A	\$97.48
2009 2010	\$27.44	\$34.14	\$210.77	\$175.12	\$61.65	\$49.71	N/A	N/A	\$93.14
2010 2011	\$33.61	\$33.92	\$198.04	N/A	\$57.30	\$51.00	N/A	N/A	\$74.77
2011 2012	\$35.49	\$35.65	\$219.21	N/A	\$58.45	\$56.58	N/A	N/A	\$81.08
2012 2013	\$47.40	\$40.34	\$271.14	\$144.51	\$57.73	\$46.54	N/A	N/A	\$101.28
2013 2014	\$40.07	\$37.67	\$211.91	\$127.32	\$63.70	\$43.21	N/A	\$424.78	\$135.52
2014 2015	\$40.21	\$40.38	\$187.90	N/A	\$66.33	\$43.35	\$556.56	\$414.74	\$192.78

Collection Budget Per FLE (FLE Above 5000)

